

STAGE 1

STAGING: Rifle loaded with 10 rounds, staged at POS 2. Shotgun open and empty, in hands at POS 1 or POS 3. Revolvers loaded with 5 rounds each, holstered OR staged at POS 2.

GUN SEQUENCE: Shotgun ♠ Shooter's Choice ♠ Shotgun

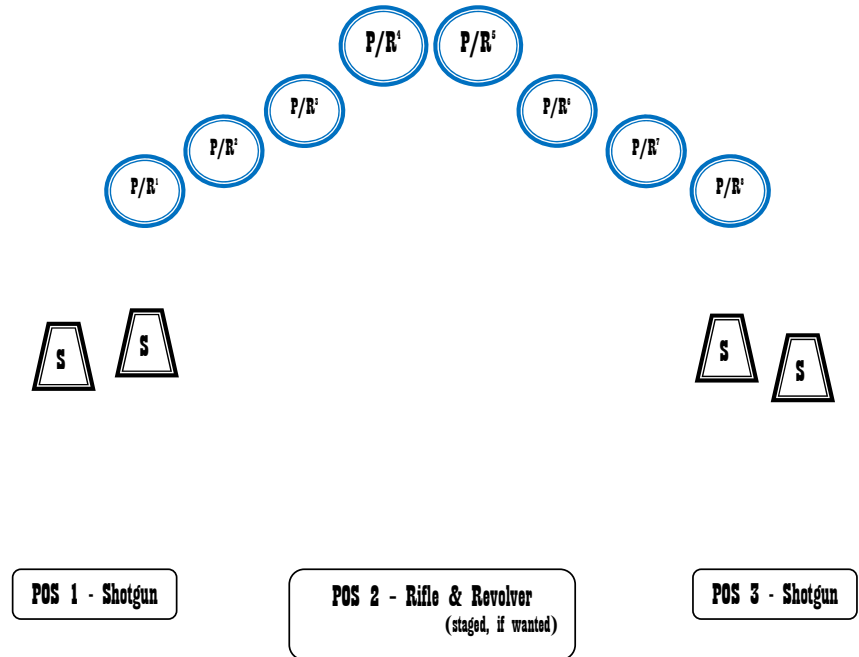
SCENARIO: Shooter starts at either POS 1 or POS 3, with shotgun in hands, at the ready. ATB knockdown 2 **shotgun** targets, any order, poppers must fall before moving to the next POS. Bring shotgun with you and move to POS 2, make shotgun safe for further use. From POS 2 Shooter's Choice on gun order. As needed engage the 8 **revolvers/rifle** targets in a 1-2-2-5-5-2-2-1 pattern, round count, (i.e., 1st revolver 1,2,2,3,3; rifle 4,4,4,4,4,5,5,5,5,5; 2nd revolver 6,6,7,7,8). (Revolvers may be either holstered/reholstered or stage/restaged.) Pick up shotgun and move to either POS 3 or POS 1 and knockdown the 2 remaining **shotgun** targets, any order.

STAGE 1

10 Revolver

10 Rifle

4+ Shotgun



STAGE 2

STAGING: Rifle loaded with 10 rounds, staged at POS 2. Shotgun open and empty, staged at POS 3a or POS 3b. Revolvers loaded with 5 rounds each, holstered.

GUN SEQUENCE: Revolver ♠ Rifle ♠ Shotgun

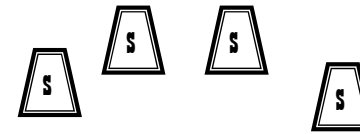
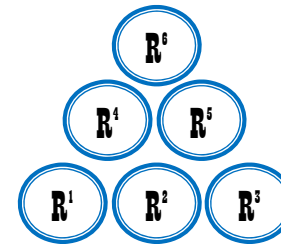
SCENARIO: Shooter starts at POS 1, in Texas surrender, at the ready. ATB the 6 **revolver** targets, single tap the bottom row, double tap the middle row and triple tap the top row (i.e., 1st revolver 1,2,3,4,4; 2nd revolver 5,5,6,6,6), round count. Move to POS 2 and the 6 **rifle** targets, single tap the bottom row, double tap the middle row and triple tap the top row (i.e., 1,2,3,4,4,5,5,6,6,6), round count, make rifle safe. Move to either POS 3a or POS 3b and knockdown the 4 **shotgun** targets, any order.

STAGE 2

10 Revolver

10 Rifle

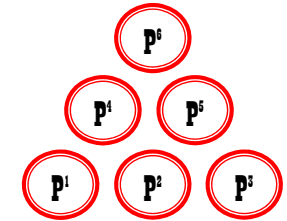
4+ Shotgun



POS 3a - Shotgun

POS 2 - Rifle

POS 3b - Shotgun



POS 1 - Revolver

STAGE 3

STAGING: Rifle loaded with 10 rounds, staged at POS 3. Shotgun open and empty, staged at POS 3. Revolvers loaded with 5 rounds each, holstered.

GUN SEQUENCE: Revolver ♠ Revolver ♠ Rifle ♠ Shotgun

SCENARIO: Shooter starts at either POS 1 or POS 2, with hands on gun butts, at the ready. ATB engage the 3 **revolver** targets in a 2-1-2 sweep from either direction*. Move to either POS 2 or POS 1 and engage the 3 **revolver** targets in a 2-1-2 sweep from either direction*. Move to POS 3 and engage the 3 **rifle** targets in two 2-1-2 sweeps from either direction, make rifle safe. With shotgun knockdown the 4 **shotgun** targets, any order.

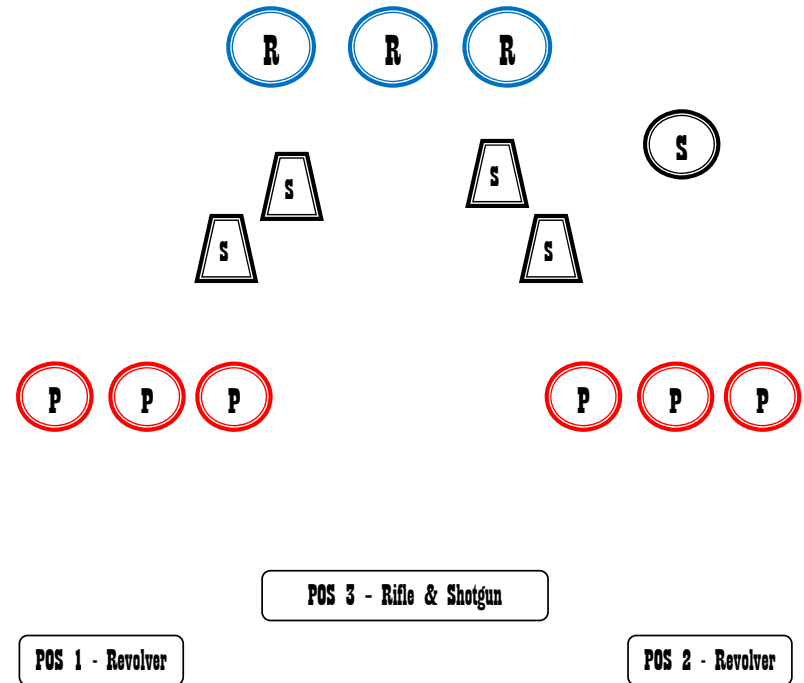
**If any of the revolver knockdown(s) are still standing, engage the static shotgun target as needed.*

STAGE 3

10 Revolver

10 Rifle

4+ Shotgun



STAGE 4

STAGING: Rifle loaded with 10 rounds, held in the “Duke” position at POS 1. Shotgun open and empty, staged at POS 1. Revolvers loaded with 5 rounds each, holstered.

GUN SEQUENCE: Rifle ♠ Shotgun ♠ Revolver

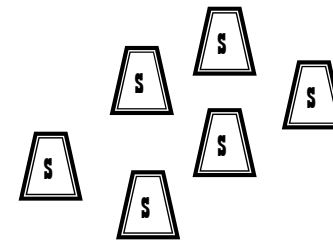
SCENARIO: Shooter starts at POS 1, with rifle in the “Duke” position, at the ready. ATB engage the 6 **rifle** targets by dumping 5 shots on the first target and sweep the remaining 5 targets, make rifle safe pointing safely into the berm. Pick up shotgun and move to POS 2 and knockdown the 6 **shotgun** targets, any order, make shotgun safe at POS 3. From POS 3 engage the 6 **revolver** targets by dumping 5 shots on the first target and sweep the remaining 5 targets.

STAGE 4

10 Revolver

10 Rifle

6+ Shotgun



POS 3 - Revolver

POS 2 - Shotgun

POS 1 - Rifle & Shotgun
(staged)

STAGE 5

STAGING: Rifle loaded with 10 rounds, staged at POS 2. Shotgun open and empty, staged at POS 3. Revolvers loaded with 5 rounds each, aimed at target at POS 1.

GUN SEQUENCE: Revolver ♠ Rifle ♠ Shotgun

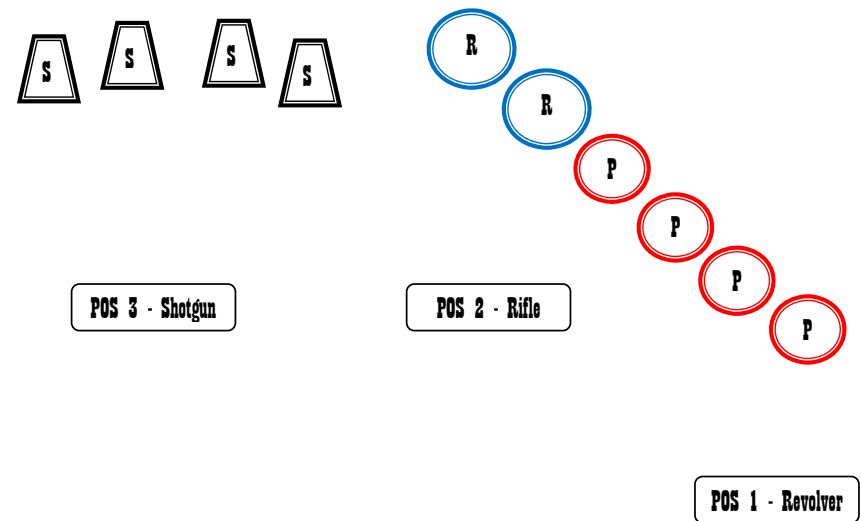
SCENARIO: Shooter starts at POS 1 with revolver(s) aimed at target. ATB engage the 6 targets in an extended progressive sweep. At POS 1 engage the 4 **revolver** targets (1 on 1, 2 on 2, 3 on 3, 4 on 4). Move to POS 2 and finish the extended progressive sweep by engaging the 2 **rifle** targets (5 on 5, 6 on 6) after the 10th round, reload the 11th round and engage the 6th target. Make rifle safe vertically in the cactus. Move to POS 3 and knockdown 4 **shotgun** targets, any order.

STAGE 5

10 Revolver

10+1 Rifle

4+ Shotgun



STAGE 6

STAGING: Rifle loaded with 10 rounds, staged at POS 1. Shotgun open and empty, stage at POS 2. Revolvers loaded with 5 rounds each, holstered.

GUN SEQUENCE: Rifle ♠ Shotgun ♠ Revolver

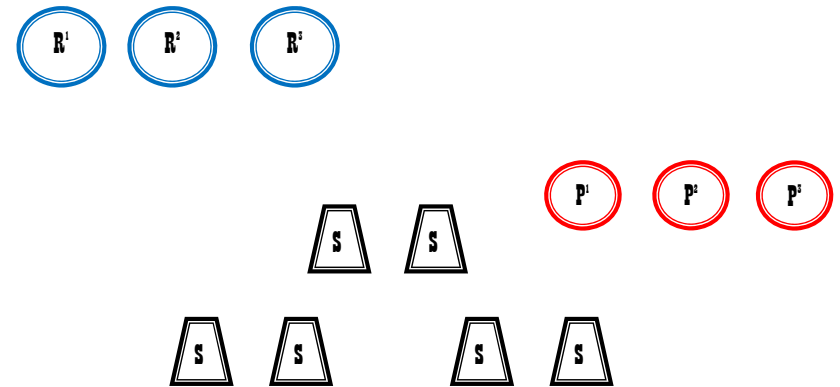
SCENARIO: Shooter starts at POS 1 with tomahawk in hands, at the ready. ATB with rifle, engage the 3 **rifle** targets in a Maxed Indiana sweep, four on the center target then double tap sweep from either direction, (i.e., 2,2,2,2,1,1,2,2,3,3), make rifle safe. Move to POS 2 and knockdown the 6 **shotgun** targets, any order, make shotgun safe. Move to POS 3 and engage the 3 **revolver** targets in a Maxed Indiana sweep, four on the center target then double tap sweep from either direction, (i.e., 1st revolver 2,2,2,2,1; 2nd revolver 1,2,2,3,3).

STAGE 6

10 Revolver

10 Rifle

6+ Shotgun



POS 1 - Rifle

POS 2 - Shotgun

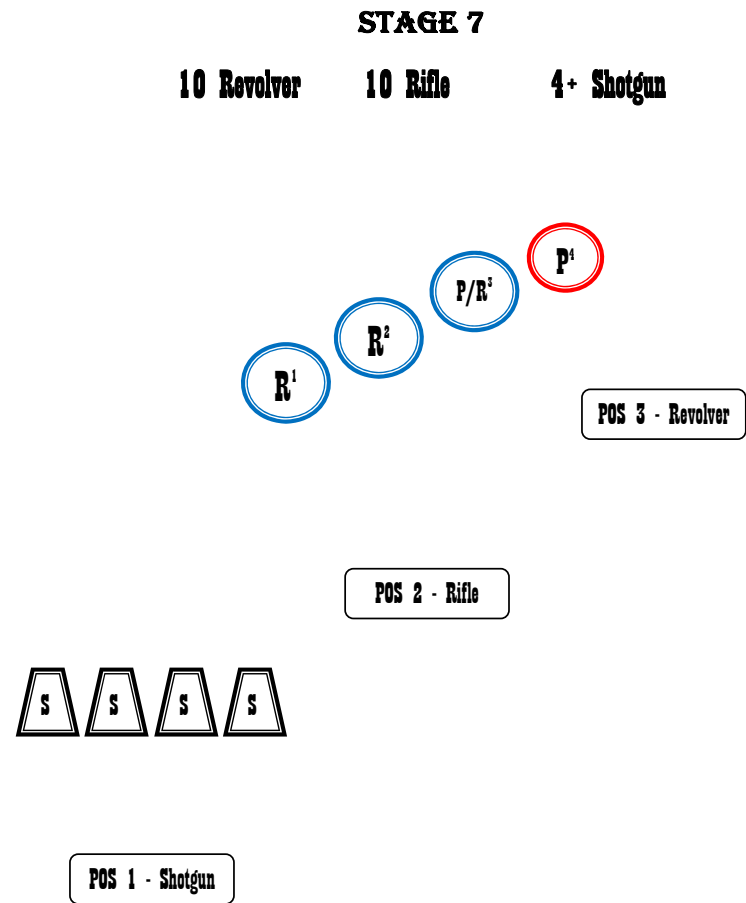
POS 3 - Revolver

STAGE 7

STAGING: Rifle loaded with 10 rounds, staged at POS 2. Shotgun open and empty, staged at POS 1. Revolvers loaded with 5 rounds each, holstered.

GUN SEQUENCE: Shotgun ♠ Rifle ♠ Revolver

SCENARIO: Shooter starts at POS 1, praying, at the ready. ATB knockdown the 4 **shotgun** targets, any order, make shotgun safe pointing safely into the berm. From POS 2 with **rifle** and POS 3 with **revolvers**, engage the 4 targets in an 1892 sweep (1 on 1, 8 on 2, 9 on 3, 2 on 4). (Before moving to POS 3, make rifle safe pointing safely into the berm)



STAGE 8

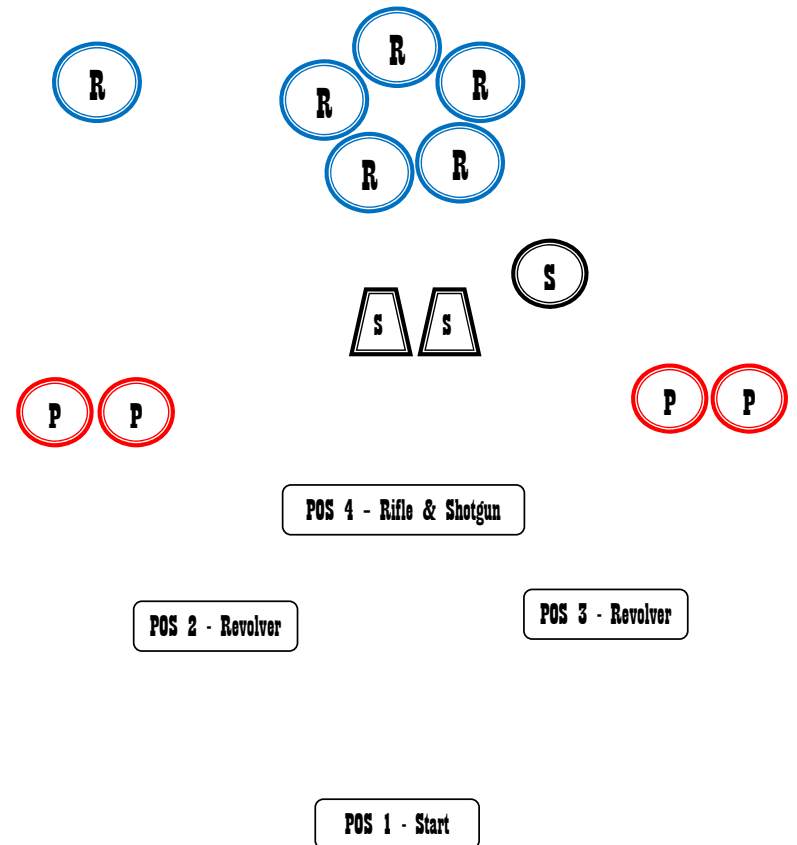
STAGING: Rifle loaded with 10 rounds, staged at POS 4. Shotgun open and empty, staged at POS 4. Revolvers loaded with 5 rounds each, holstered.

GUN SEQUENCE: Revolver ♠ Revolver ♠ Rifle ♠ Shotgun

SCENARIO: Shooter starts at POS 1, hands on post, at the ready. ATB move to either POS 2 or POS 3 and engage the 2 **revolver** targets a minimum of two times each. Move to either POS 3 or POS 2 and engage the other 2 **revolver** targets a minimum of two times each. Move to POS 4 and with **rifle** engage the Texas Star until all plates have been cleared*, then engage the static rifle target with remaining shots as needed. Shooter will have 10 shots to knockdown the 5 plates, once all plates have been cleared, engage the static rifle target. Rifle misses are only on the static target, make rifle safe. With shotgun, knockdown 2 **shotgun** targets, any order.

**If any of the Texas Star plates are still standing after 10 shots, engage the static shotgun target as needed. Plates must be completely cleared from the stand to count as a hit; "hangers" do not count.*

STAGE 8
10 Revolver **10 Rifle** **2+ Shotgun**



STAGE 9

STAGING: Rifle loaded with 10 rounds, staged at POS 1. Shotgun open and empty, staged at POS 2. Revolvers loaded with 5 rounds each, holstered.

GUN SEQUENCE: Shooter's Choice (cannot end with rifle)

SCENARIO: Shooter starts at POS of their choice, with both hands on hat, at the ready. ATB its shooter's choice; don't end with rifle.

From POS 1 starting on any target, engage the 4 **rifle** targets in a Reverse Progressive sweep (4 on 1, 3 on 2, 2 on 3, 1 on 4) in either a clockwise or counterclockwise direction, make rifle safe.

From POS 2 with shotgun, knockdown 4 **shotgun** targets, any order, make shotgun safe.

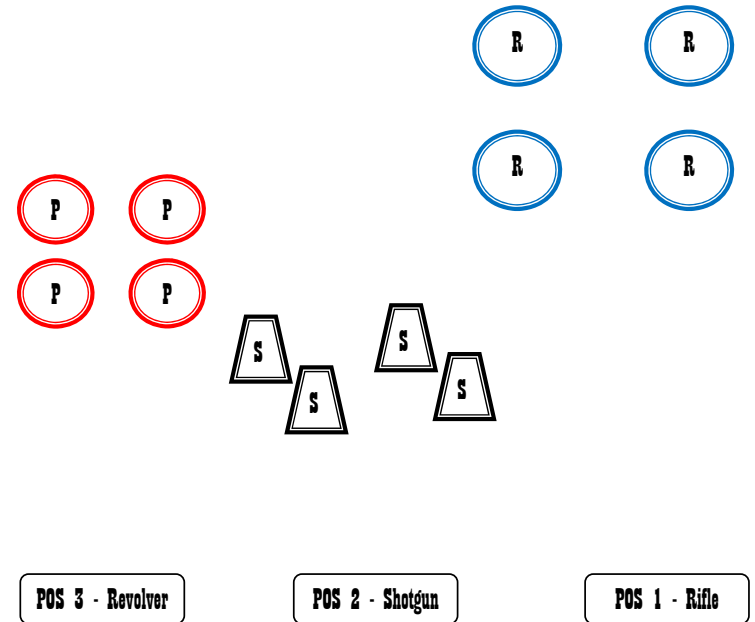
From POS 3 starting on any target, engage the 4 **revolver** targets in a Reverse Progressive sweep (4 on 1, 3 on 2, 2 on 3, 1 on 4), in either a clockwise or counterclockwise direction.

STAGE 9

10 Revolver

10 Rifle

4+ Shotgun



STAGE 10

STAGING: Rifle loaded with 10 rounds, staged at POS 1. Shotgun open and empty, staged at POS 3. Revolvers loaded with 5 rounds each, holstered.

GUN SEQUENCE: Rifle ♠ Revolver ♠ Shotgun

SCENARIO: Shooter starts at POS 1, saluting, at the ready. ATB with rifle, engage the 3 **rifle** targets in a Speed Stevens sweep, 2 sweeps from same direction, then 4 shots on the center target (i.e., 1,2,3,1,2,3,2,2,2,2), make rifle safe. Move to POS 2 and engage the 3 **revolver** targets, in the same manner as the rifle (i.e., 1st revolver 1,2,3,1,2; 2nd revolver 3,2,2,2,2). Move to POS 3 and knockdown the 4 **shotgun** targets, any order.

STAGE 10

10 Revolver

10 Rifle

4+ Shotgun



POS 1 - Rifle

POS 2 - Revolver

POS 3 - Shotgun