

STAGE 1

STAGING: Rifle loaded with 10 rounds, staged at POS 2. Shotgun open and empty, in hands at POS 1 or POS 3. Revolvers loaded with 5 rounds each, holstered OR staged at POS 2.

GUN SEQUENCE: Shotgun ♠ Shooter's Choice ♠ Shotgun



SCENARIO: Shooter starts at either POS 1 or POS 3, with shotgun in hands, at the ready. ATB knockdown 2 **shotgun** targets, any order, poppers must fall before moving to the next POS. Bring shotgun with you and move to POS 2, make shotgun safe for further use. From POS 2 Shooter's Choice on gun order. With rifle, engage the 10 **rifle** targets once each, make rifle safe. With revolvers, engage the 2 **revolver** targets, five times each, round count. (Revolvers may be either holstered/reholstered or stage/restaged.) Pick up shotgun and move to either POS 3 or POS 1 and knockdown the 2 remaining **shotgun** targets, any order.

STAGE 1

10 Revolver

10 Rifle

4+ Shotgun



POS 1 - Shotgun

POS 2 - Rifle & Revolver
(staged, if wanted)

POS 3 - Shotgun

STAGE 2

STAGING: Rifle loaded with 10 rounds, staged at POS 1. Shotgun open and empty, staged at POS 3. Revolvers loaded with 5 rounds each, holstered.

GUN SEQUENCE: Rifle ♠ Shooter's Choice

SCENARIO: Shooter starts at POS 1, both hands on window frame, at the ready. ATB engage the 4 **rifle** targets in a 2-3-3-2 sweep from either end, make rifle safe.

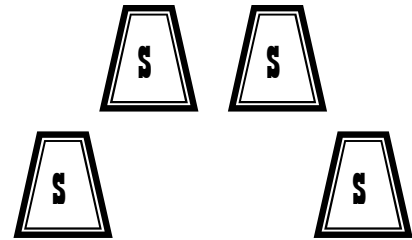

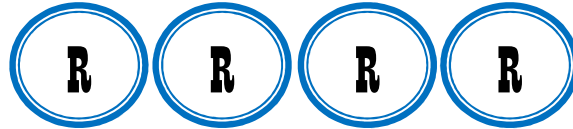
Then Shooter's Choice. From POS 2 with revolvers, engage the 4 **revolver** targets in a 2-3-3-2 sweep from either end. From POS 3 with shotgun, knockdown 4 **shotgun** targets, any order.

STAGE 2

10 Revolver

10 Rifle

4+ Shotgun



POS 2 - Revolver

POS 1 - Rifle

POS 3 - Shotgun

STAGE 3

STAGING: Rifle loaded with 10 rounds, staged at POS 2. Shotgun open and empty, staged at POS 2. Revolvers loaded with 5 rounds each, holstered.

GUN SEQUENCE: Revolver ♠ Rifle ♠ Shotgun ♠ Shotgun

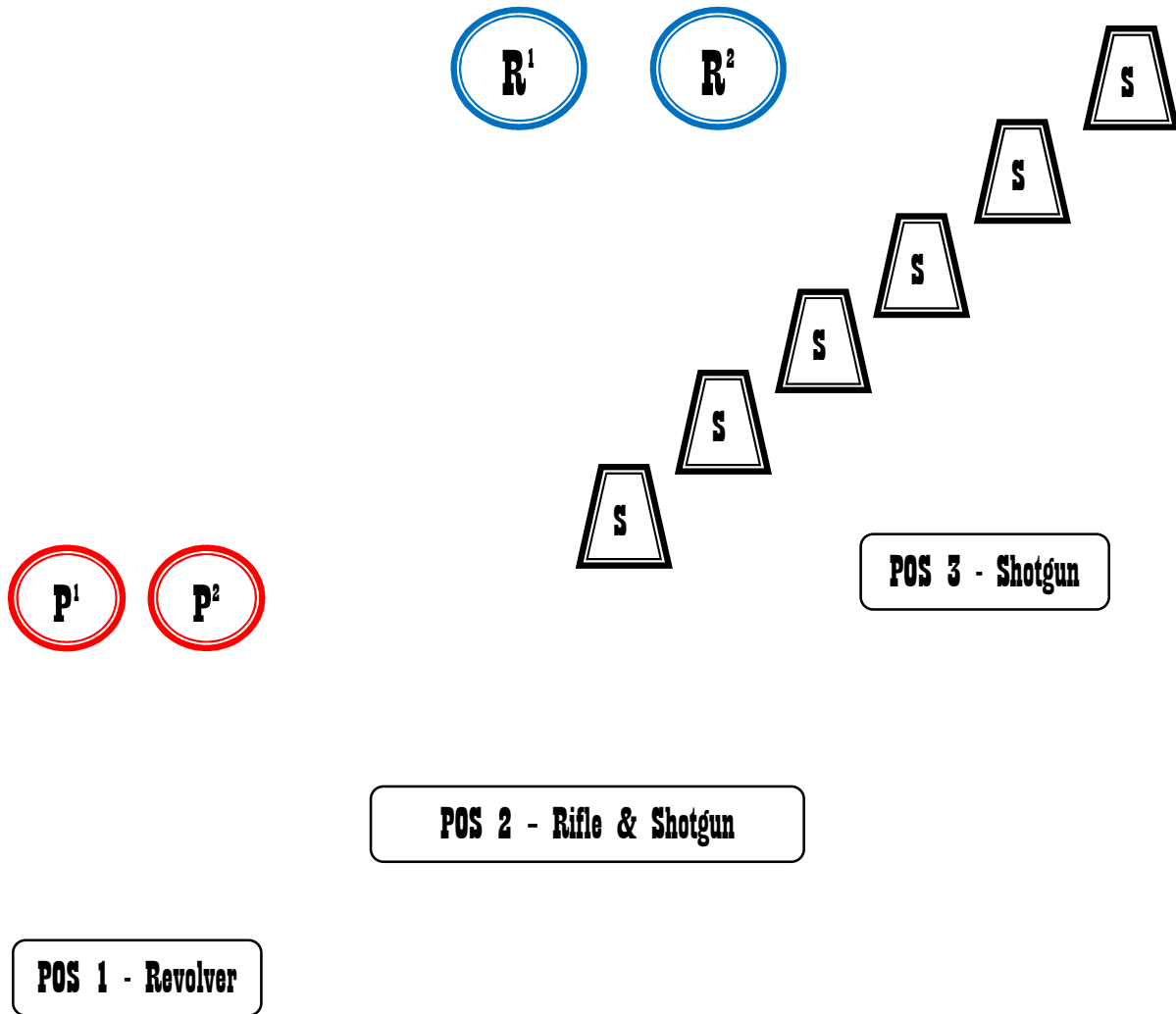
SCENARIO: Shooter starts at POS 1, praying, at the ready. ATB engage the 2 **revolver** targets in a 1-1-3-3-1-1 sweep starting on either target (i.e., 1st revolver 1,2,1,1,1; 2nd revolver 2,2,2,1,2). Move to POS 2 and engage the 2 **rifle** targets in a 1-1-3-3-1-1 sweep starting on either target (i.e., 1,2,1,1,1,2,2,2,1,2), make rifle safe pointing safely into the berm. From POS 2 and POS 3 knockdown the 6 **shotgun** targets, at least 2 knockdown must be engaged from each POS, makeups can be made from either POS.

STAGE 3

10 Revolver

10 Rifle

6+ Shotgun



STAGE 4

STAGING: Rifle loaded with 10 rounds, staged at POS 2. Shotgun open and empty, in hands at POS 1. Revolvers loaded with 5 rounds each, holstered.

GUN SEQUENCE: Shotgun ♠ Rifle ♠ Revolver

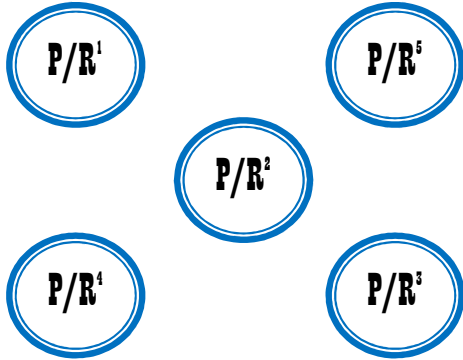
SCENARIO: Shooter starts at POS 1, with shotgun in hands, at the ready. ATB knockdown the 4 **shotgun** targets, any order, make shotgun safe pointing safely into the berm. Move to POS 2 and engage the 5 **rifle** targets in a two separate diagonal Nevada sweeps, in an X pattern, starting on any corner target (i.e., 1,2,3,2,1,4,2,5,2,4), make rifle safe pointing safely into the berm. Move to POS 3 and engage the 5 **revolver** targets in a two separate diagonal Nevada sweeps, in an X pattern, starting on any corner target.

STAGE 4

10 Revolver

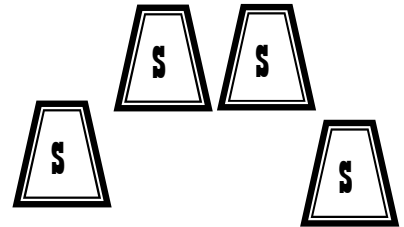
10 Rifle

4+ Shotgun



POS 3 - Revolver

POS 2 - Rifle



POS 1 - Shotgun

STAGE 5

STAGING: Rifle loaded with 10 rounds, staged at POS 1. Shotgun open and empty, stage at POS 2a or POS 2b. Revolvers loaded with 5 rounds each, holstered.

GUN SEQUENCE: Rifle ♠ Shotgun ♠ Revolver

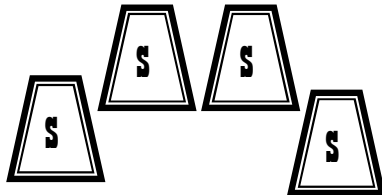
SCENARIO: Shooter starts at POS 1 with tomahawk in hands, at the ready. ATB with rifle, engage the 3 **rifle** targets in a Speed Stevens sweep, 2 sweeps from same direction, then 4 shots on the center target (i.e., 1,2,3,1,2,3,2,2,2,2), make rifle safe vertically in the cactus. Move to either POS 2a or POS 2b and knockdown the 4 **shotgun** targets, any order, make shotgun safe. Move to either POS 3a or POS 3b and engage the 3 **revolver** targets, in the same manner as the rifle (i.e., 1st revolver 1,2,3,1,2; 2nd revolver 3,2,2,2,2).

STAGE 5

10 Revolver

10 Rifle

4+ Shotgun



POS 3a - Revolver

POS 2a - Shotgun

POS 1 - Rifle

POS 2b - Shotgun

POS 3b - Revolver

STAGE 6

STAGING: Rifle loaded with 10 rounds, staged at POS 2. Shotgun open and empty, stage at POS 2. Revolvers loaded with 5 rounds each, holstered.

GUN SEQUENCE: Rifle ♠ Shotgun ♠ Shotgun ♠ Revolver

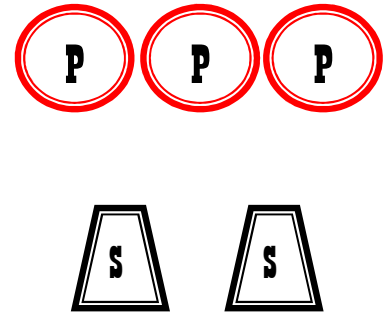
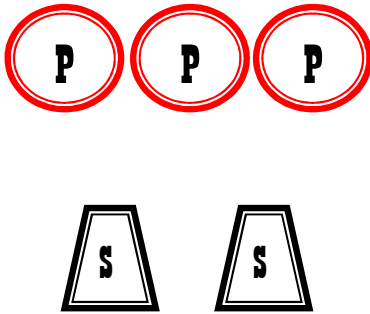
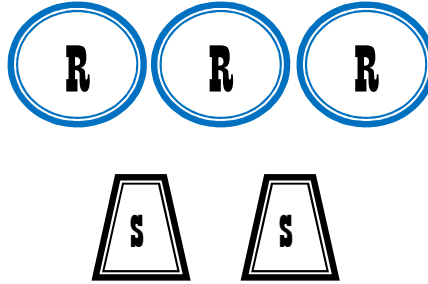
SCENARIO: Shooter starts at POS 1, both hands holding the random logging tool, at the ready. ATB move to POS 2 and with rifle starting on either end engage the 3 **rifle** targets in a 3-4-3 pattern, round count, make rifle safe. Pick up shotgun and knockdown the 2 **shotgun** targets, any order, poppers must fall before moving to the next POS. Move to either POS 3a or POS 3b and knockdown the remaining 2 **shotgun** targets, any order, make shotgun safe. With revolvers starting on either end engage the 3 **revolver** targets in a 3-4-3 pattern, round count.

STAGE 6

10 Revolver

10 Rifle

4+ Shotgun



**POS 3a - Shotgun
& Revolver**

POS 2 - Rifle & Shotgun

**POS 3b - Shotgun
& Revolver**

POS 1 - Start

STAGE 7

STAGING: Rifle loaded with 10 rounds, staged at POS 2. Shotgun open and empty, staged at POS 3. Revolvers loaded with 5 rounds each, holstered.

GUN SEQUENCE: Revolver ♠ Rifle ♠ Shotgun

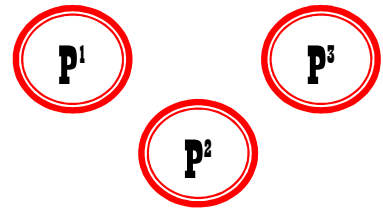
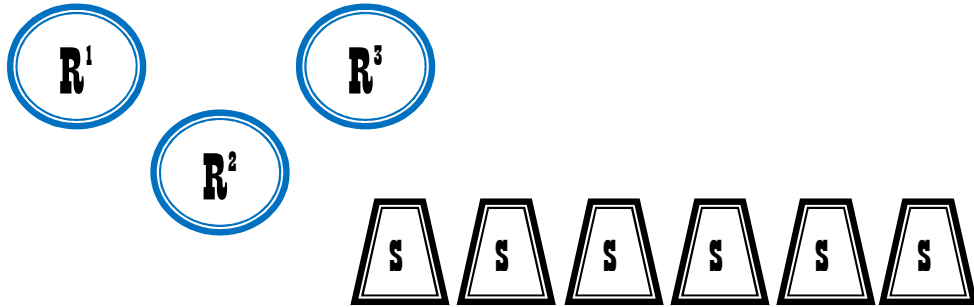
SCENARIO: Shooter starts at POS 1 with hands on gun butts, at the ready. ATB with revolvers starting on either end engage the 3 **revolver** targets in a single sweep, then from the same direction, a 2-3-2 sweep (i.e., 1st revolver 1,2,3,1,1; 2nd revolver 2,2,2,3,3). Move to POS 2 and with rifle starting on either end engage the 3 **rifle** targets in a single sweep, then from the same direction, a 2-3-2 sweep (i.e., 1,2,3,1,1,2,2,2,3,3), make rifle safe pointing safely into the berm. Move to POS 3 and knockdown the 6 **shotgun** targets, any order.

STAGE 7

10 Revolver

10 Rifle

6+ Shotgun



POS 3 - Shotgun

POS 2 - Rifle

POS 1 - Revolver

STAGE 8

STAGING: Rifle loaded with 10 rounds, staged at POS 2. Shotgun open and empty, staged at POS 2. Revolvers loaded with 5 rounds each, holstered.

GUN SEQUENCE: Shooter's Choice (cannot end with rifle)

SCENARIO: Shooter starts at POS of their choice, with both hands on hat, at the ready. ATB its shooter's choice, don't end with rifle.

From POS 1 with revolver(s)* engage the 3 **revolver** targets, in a 1-3-1 sweep starting on either end.

From POS 2 with shotgun, knockdown 4 **shotgun** targets, any order. From POS 2 with rifle, engage the 6 **rifle** targets in a 1-3-1-1-3-1 sweep (i.e., 1,2,2,2,3,4,5,5,5,6), from either end, make rifle safe.

From POS 3 with revolver(s)* engage the 3 **revolver** targets, in a 1-3-1 sweep starting on either end.

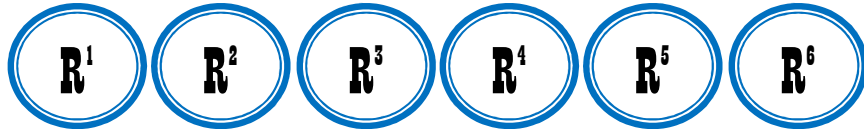
** Revolvers may be shot either split or gunfighter friendly.*

STAGE 8

10 Revolver

10 Rifle

4+ Shotgun



POS 1 - Revolver

POS 2 - Rifle & Shotgun

POS 3 - Revolver

STAGE 9

STAGING: Rifle loaded with 10 rounds, staged at POS 1. Shotgun open and empty, in hands at POS 1. Revolvers loaded with 5 rounds each, holstered OR staged at POS 1.

GUN SEQUENCE: Shotgun ♠ Rifle ♠ Revolver ♠ (*Shotgun if needed*)

SCENARIO: Shooter starts at POS 1 holding shotgun, with up to 2 shells in hand, shells not touching gun, at the ready. ATB knockdown the 4 **shotgun** targets, any order, make shotgun safe. With rifle starting on the knockdown* target engage the 4 **rifle** targets in a Progressive sweep** (1 on 1 [knockdown], 2 on 2, 3 on 3, 4 on 4). With revolvers starting on the knockdown* target engage the 4 **revolver** targets in a Progressive sweep** (1 on 1 [knockdown], 2 on 2, 3 on 3, 4 on 4).

**If any of the rifle or revolver knockdown(s) is still standing, engage the static shotgun target as needed.*

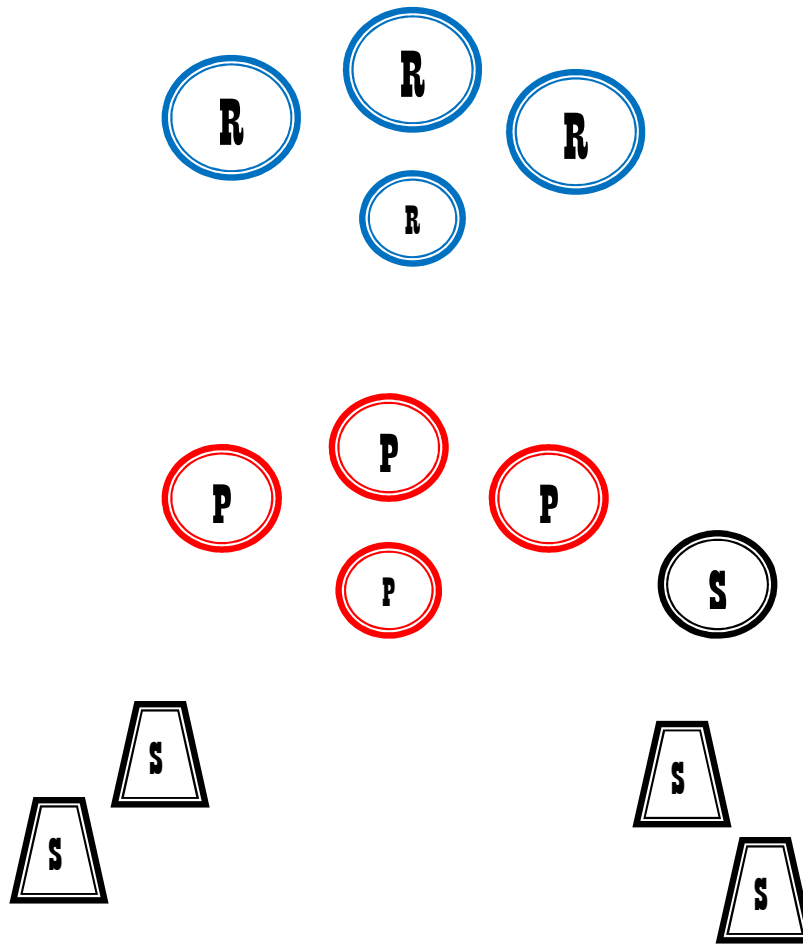
***Progressive sweep: First shot goes on the knockdown, then continue the sweep in either direction on the remaining 3 targets.*

STAGE 9

10 Revolver

10 Rifle

4+ Shotgun



POS 1 - Shotgun, Rifle & Revolver

STAGE 10

STAGING: Rifle loaded with 10 rounds, held in the “Duke” position at POS 1. Shotgun open and empty, staged at POS 3. Revolvers loaded with 5 rounds each, holstered.

GUN SEQUENCE: Rifle ♠ Revolver ♠ Shotgun

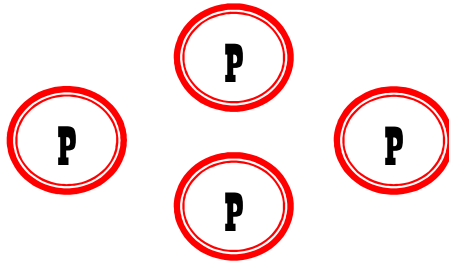
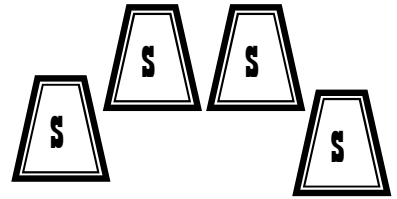
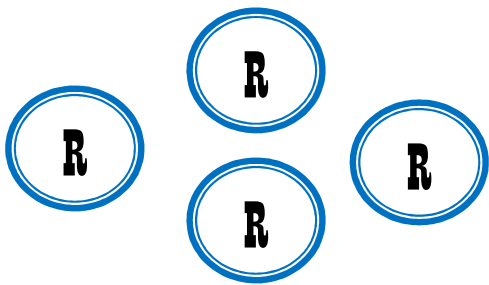
SCENARIO: Shooter starts at POS 1, with rifle in the “Duke” position, at the ready. ATB engage the 4 **rifle** targets any order, window targets once each and doorway targets four times each, no more than double taps, make rifle safe vertically in the cactus. Move to POS 2 and engage the 4 **revolver** targets any order, window targets once each and doorway targets four times each, no more than double taps. Move to POS 3 and knockdown the 4 **shotgun** targets, any order.

STAGE 10

10 Revolver

10 Rifle

4+ Shotgun



POS 3 - Shotgun

POS 2 - Revolver

POS 1 - Rifle